



Current Transformer

Model 64, 65, 66

APPLICATION:

Metering

FREQUENCY:

50-400 Hz.

INSULATION LEVEL:

600 Volts. 10 kV BIL. full wave

WINDOW DIAMETER:

1.56", 2.0", 2.5"

APPROXIMATE WEIGHT:

3.75, 3.25 and 2.5 lbs.

CONNECTIONS:

-Terminals are brass studs No. 8 – 32 with one flat washer, lockwasher, and regular nut



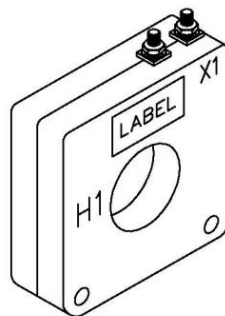
CERTIFICATIONS:



Model	64	65	66
Window Size	1.56	2.00	2.50
Width	4.00	4.00	4.00
Height	4.00	4.00	4.00
Depth	1.75	1.75	1.75

MODEL 64
Window Diameter 1.56"
Approximate weight: 3.75 lbs.

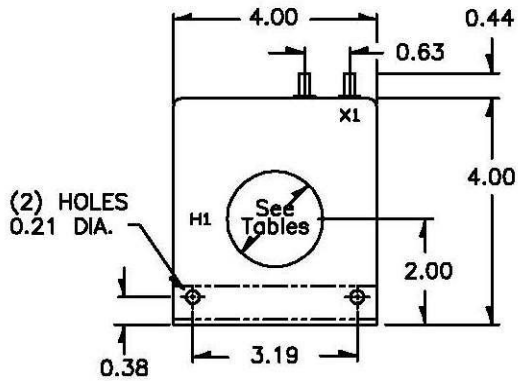
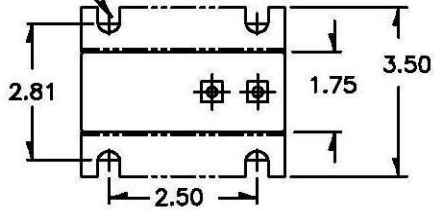
CATALOG NUMBER	CURRENT RATIO	V.A. FOR ± 1% CLASS	ANSI METERING CLASS AT 60 Hz					SECONDARY WINDING RESISTANCE (OHMS @ 75° C)	CONTINUOUS THERMAL RATING FACTOR	
			BO. 1	BO.2	BO.5	BO.9	B1.B		@ 30° C	@ 55° C
64 – 500	50:5	2.5 ± 2%	2.4	-	-	-	-	0.011	2.0	2.0
64 – 750	75:5	4.0	1.2	2.4	-	-	-	0.020	2.0	2.0
64 – 101	100:5	5.0	1.2	1.2	4.8	4.8	-	0.026	2.0	2.0
64 – 151	150:5	7.5	0.6	0.6	1.2	2.4	4.8	0.043	2.0	2.0
64 – 201	200:5	12.5	0.3	0.3	1.2	1.2	2.4	0.063	2.0	1.5
64 – 251	250:5	20.0	0.3	0.3	0.6	1.2	2.4	0.074	2.0	1.5
64 – 301	300:5	35.0	0.3	0.3	0.3	0.6	1.2	0.086	2.0	1.5
64 – 401	400:5	50.0	0.3	0.3	0.3	0.6	1.2	0.110	1.5	1.33
64 – 501	500:5	50.0	0.3	0.3	0.3	0.3	0.6	0.173	1.5	1.0





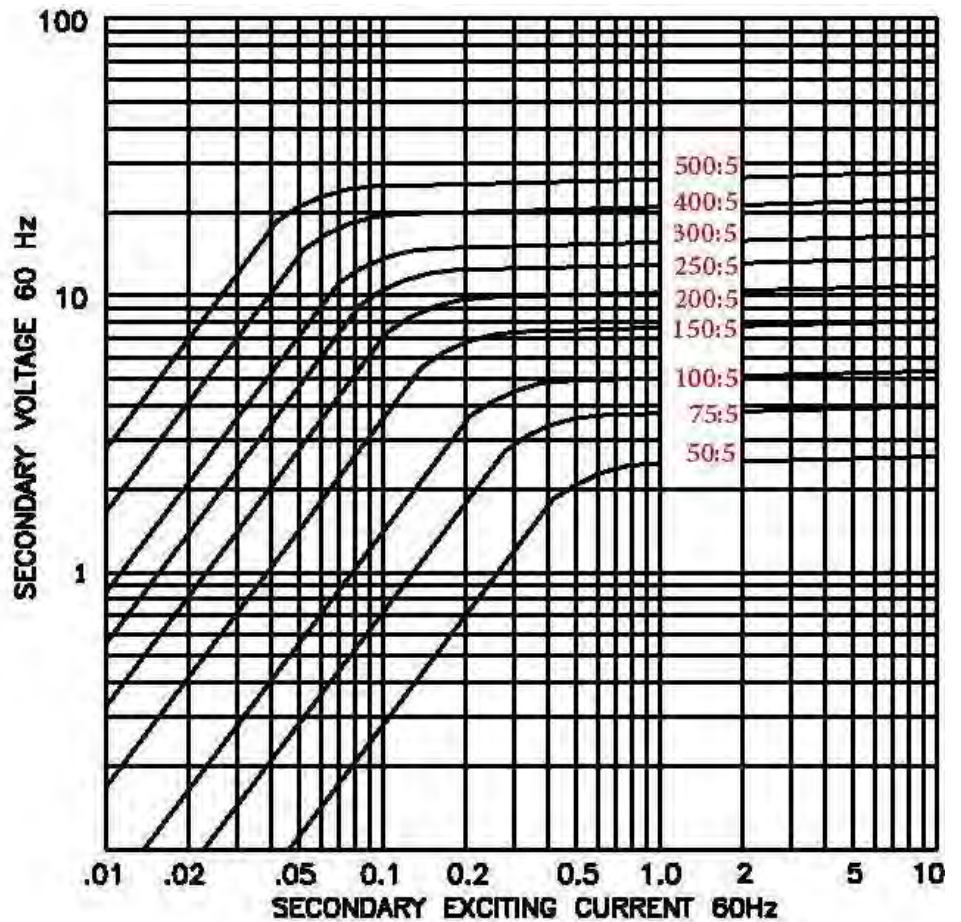
Models 64, 65 & 66

(4) OPEN SLOTS
0.22 X 0.47



(2) HOLES
0.21 DIA.

EXCITATION CURVE



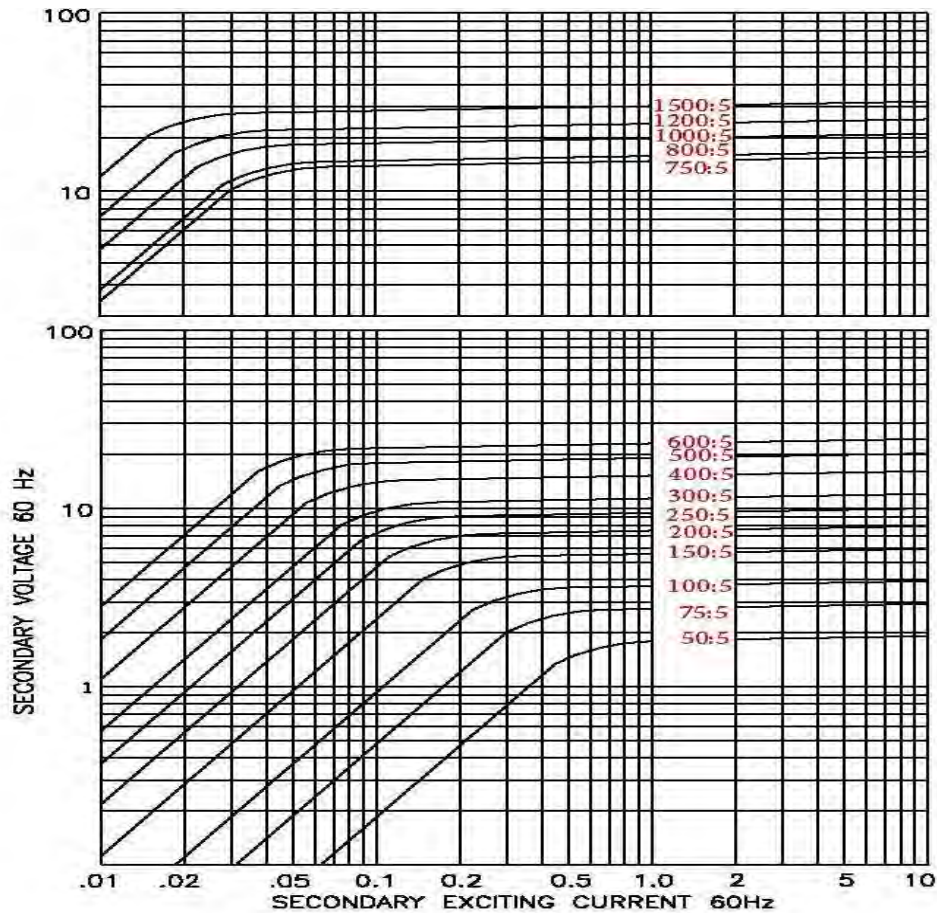
Model 64



MODEL 65
 Window Diameter 2.0"
 Approximate weight: 3.25 lbs.

CATALOG NUMBER	CURRENT RATIO	V.A. FOR ± 1% CLASS	ANSI METERING CLASS AT 50 Hz					SECONDARY WINDING RESISTANCE (OHMS @ 75° C)	CONTINUOUS THERMAL RATING FACTOR	
			BO.1	BO.2	BO.5	BO.9	B1.8		@ 30° C	@ 55° C
65 - 500	50:5	2.0	2.4	-	-	-	-	0.007	2.0	2.0
65 - 750	75:5	4.0	2.4	2.4	-	-	-	0.013	2.0	2.0
65 - 101	100:5	4.0	1.2	1.2	4.8	-	-	0.022	2.0	2.0
65 - 151	150:5	6.0	0.6	0.6	2.4	4.8	4.8	0.039	2.0	2.0
65 - 201	200:5	12.5	0.6	0.6	1.2	2.4	2.4	0.047	2.0	2.0
65 - 251	250:5	15.0	0.3	0.3	0.6	1.2	2.4	0.067	2.0	1.5
65 - 301	300:5	20.0	0.3	0.3	0.6	1.2	2.4	0.077	2.0	1.5
65 - 401	400:5	35.0	0.3	0.3	0.3	0.6	1.2	0.110	1.5	1.25
65 - 501	500:5	50.0	0.3	0.3	0.3	0.6	1.2	0.155	1.33	1.0
65 - 601	600:5	60.0	0.3	0.3	0.3	0.3	0.6	0.186	1.25	1.0
65 - 751	750:5	75.0	0.3	0.3	0.3	0.6	0.6	0.197	1.0	0.8
65 - 801	800:5	80.0	0.3	0.3	0.3	0.3	0.6	0.210	1.0	0.8
65 - 102	1000:5	100.0	0.3	0.3	0.3	0.3	0.6	0.253	1.0	0.8
65 - 122	1200:5	105.0	0.3	0.3	0.3	0.3	0.3	0.316	1.0	0.8
65 - 152	1500:5	140.0	0.3	0.3	0.3	0.3	0.3	0.491	1.0	0.8

EXCITATION CURVE



Model 65



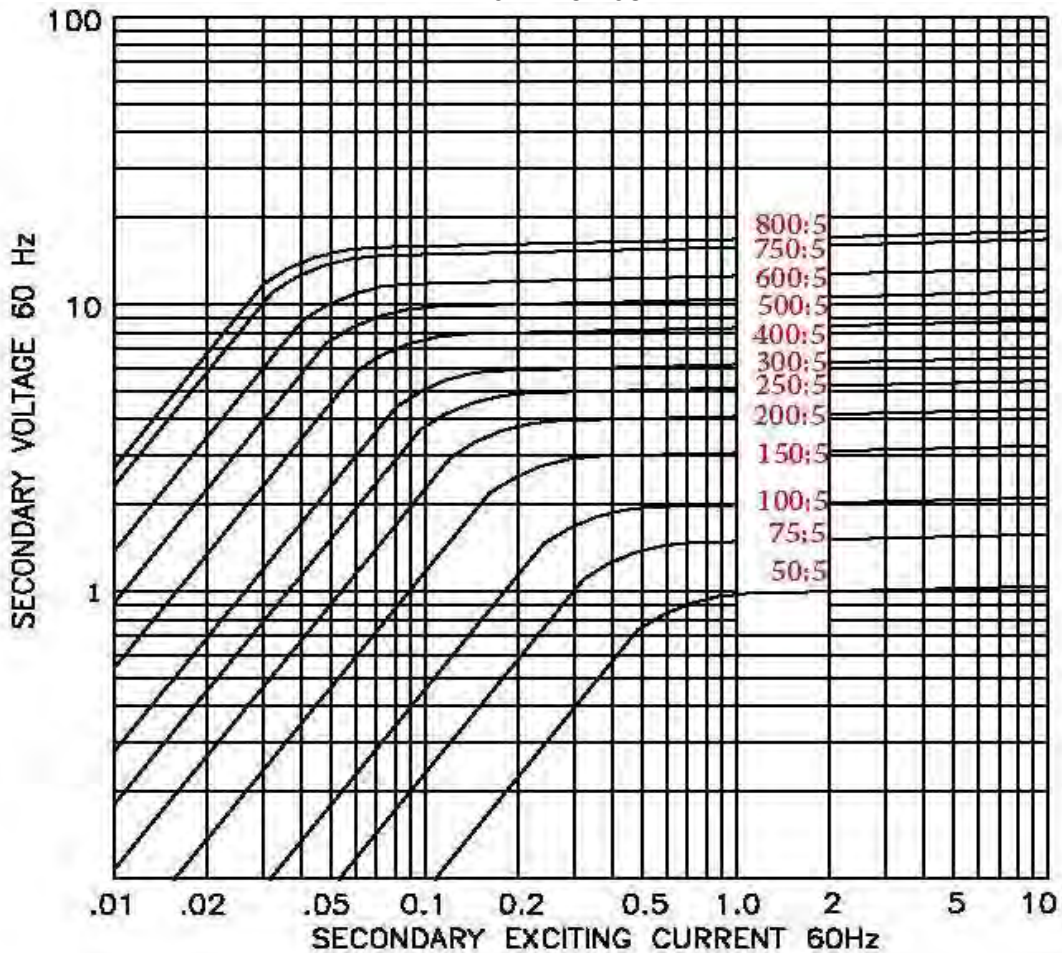
Current Transformer

Model 64, 65, 66

Model 66
Window Diameter 2.5"
 Approximate weight: 2.5 lbs.

CATALOG NUMBER	CURRENT RATIO	V.A. FOR + 1.5% CLASS	ANSI METERING CLASS AT 60 Hz					SECONDARY WINDING RESISTANCE (OHMS @ 75° C)	CONTINUOUS THERMAL RATING FACTOR	
			B0.1	B0.2	B0.5	B0.9	B1.8		@ 30° C	@ 55° C
66 - 500	50:5	1.5+2%	-	-	-	-	-	0.006	2.0	2.0
66 - 750	75:5	2.5+2%	2.4	-	-	-	-	0.008	2.0	2.0
66 - 101	100:5	2.5	1.2	2.4	-	-	-	0.013	2.0	2.0
66 - 151	150:5	4.0	1.2	1.2	2.4	4.8	-	0.020	2.0	2.0
66 - 201	200:5	5.0	0.6	0.6	2.4	2.4	4.8	0.038	2.0	2.0
66 - 251	250:5	10.0	0.6	0.6	1.2	2.4	4.8	0.045	2.0	2.0
66 - 301	300:5	12.5	0.3	0.3	1.2	2.4	2.4	0.065	2.0	1.5
66 - 401	400:5	20.0	0.3	0.3	0.6	1.2	1.2	0.082	1.5	1.33
66 - 501	500:5	30.0	0.3	0.3	0.6	1.2	1.2	0.107	1.5	1.25
66 - 601	600:5	40.0	0.3	0.3	0.6	0.6	1.2	0.162	1.33	1.0
66 - 751	750:5	50.0	0.3	0.3	0.3	0.6	0.6	0.202	1.0	0.8
66 - 801	800:5	60.0	0.3	0.3	0.3	0.6	0.6	0.216	1.0	0.8

EXCITATION CURVE



Model 66